

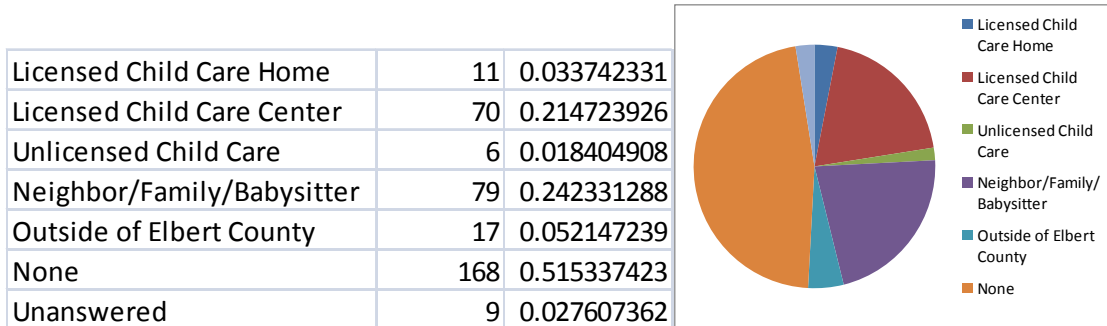
Elbert County Early Childhood Needs Assessment December 2010

Childcare/Preschool Questions

1. What type of childcare do you access in Elbert County?

Numbers are based on surveys completed. In some cases, more than one answer was marked for this question as it was possible to have a neighbor be licensed, etc.

- 3% Licensed Child Care Home – 11 of those surveyed
- 21% Licensed Child Care Center – 70 of those surveyed
- 2 % Unlicensed Child Care – 6 of those surveyed
- 24% Neighbor/Family/Babysitter 79 of those surveyed
- 5% Outside Elbert County - 17 of those surveyed
- 51% Do Not Use Childcare – 168 of those surveyed
- 3% Unanswered



2. How would you rate the quality of the childcare you receive from your childcare provider?

Numbers are based on surveys that had A, B, C, D or E selected on question number one of the Childcare/PreSchool section for a total of one hundred eighty three responses.

1. Of the eleven surveys where parents used licensed Home Care selected ten felt the quality was excellent and one thought the quality was very good.
2. Of the seventy surveys where parents used Licensed Childcare Center selected thirty nine felt the quality was excellent, twenty six felt the quality was very good and five felt the quality was only fair.
3. Of the six surveys where parents used Unlicensed Childcare four felt the quality was excellent and two felt the quality was very good.
4. Of those seventy nine surveys where parents used Neighbor/Family/Babysitter forty nine felt the quality was excellent, twenty seven felt the quality was very good, two felt the quality was fair and one did not answer.

5. Of the seventeen surveys where the parents went outside Elbert County for childcare six felt the quality was excellent, nine felt the quality was very good and two did not answer.

Licensed Home Care	11
A.Excellent	10
B.VeryGood	1
C.Fair	0
D.Poor	0

Licensed Childcare Center	70
A.Excellent	39
B.VeryGood	26
C.Fair	5
D.Poor	0

Unlicensed Childcare	6
A.Excellent	4
B.VeryGood	2
C.Fair	0
D.Poor	0

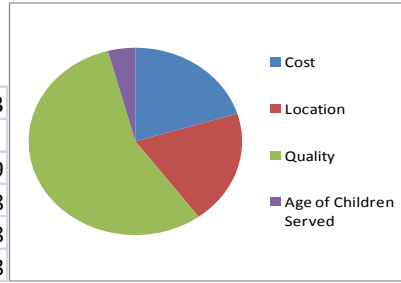
Neighbor/Family/Babysitter	79
A.Excellent	49
B.VeryGood	27
C.Fair	2
D.Poor	0
Unanswered	1

Outside Elbert County	17
A.Excellent	6
B.VeryGood	9
C.Fair	0
D.Poor	0
Unanswered	2

3. What is the most important factor in your childcare selection?

Numbers are based on surveys completed. In some cases, more than one answer was marked for this question. Of the 183 surveys that that were marked A, B, C, D or E on question one of the Childcare/Preschool section thirty nine felt cost was most important, thirty eight felt location was most important, one hundred eight felt quality was most important and eight felt age of children was most important.

Of those answering A through E on #1	183
Cost	39
Location	38
Quality	108
Age of Children Served	8

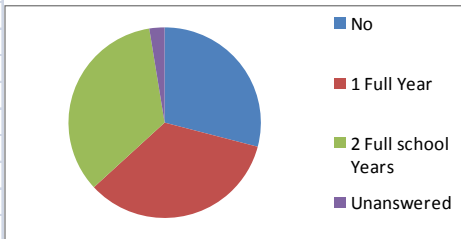


4. Has your child(ren) attended a preschool program in Elbert County?

Results were based on the number of surveys that had A, B, C, D or E responses on question one of the ChildCare/Preschool section (more than one may have been selected).

This is different from the previous questions as it only takes into account the number of surveys not the number of A through E responses in the surveys. One hundred fifty five of the completed three hundred twenty six surveys responded A thru E.

Compared to # of Surveys only	
Of those answering A through E on #1	183
No	45
1 Full Year	53
2 Full school Years	53
Unanswered	4
Total	155



5. What are your primary barriers to accessing preschool services?

Numbers are based on surveys that had A, B, C, D or E selected on question number one of the Childcare/PreSchool section (more than one may have been selected).

In some cases multiple answers were given on each survey.

12% Location was the primary barrier.

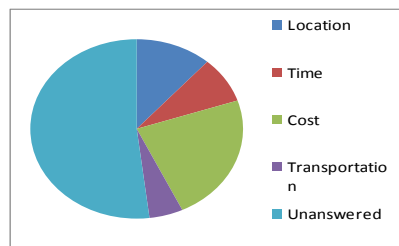
8% Time was the primary barrier.

23% Cost was the primary barrier.

5% Transportation was the primary barrier.

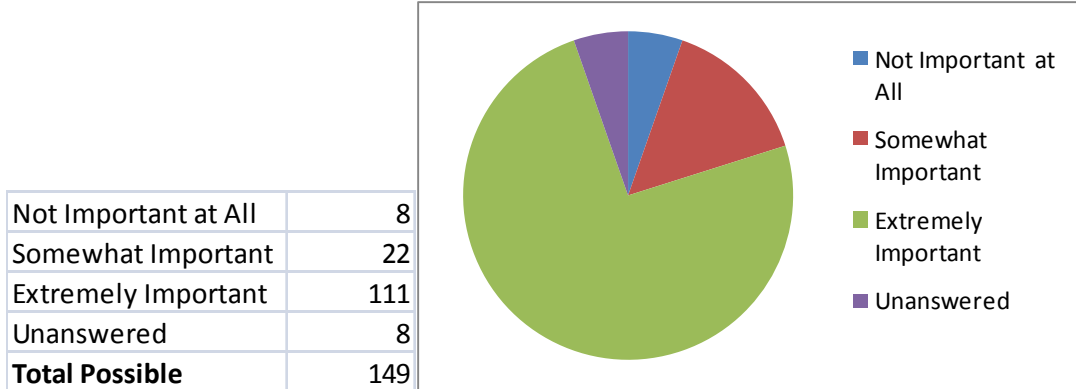
52% Did not answer the question, either because their child(ren) is in pre-school or no answer was given.

Location	18
Time	13
Cost	36
Transportation	8
Unanswered	81



6. How important is preschool to your family?

Numbers are based on surveys that had A, B, C, D or E selected on question number one of the Childcare/PreSchool section (more than one may have been selected).



*****To eliminate possible multiple responses, future surveys may need to say 'Select One'.

*****Responses to questions 3 through 6 were given in many cases even when the respondent answered 'none' to the type of childcare used.

*****Primary barriers to accessing preschool is a general question. This question needs to be rephrased or moved from the 'skip this section'.