

Elbert County Early Childhood Needs Assessment December 2010

Family Support Questions

1. As a parent or guardian, would you like more support in the following areas?

Totals are per survey. Of the four hundred fifty four responses given:

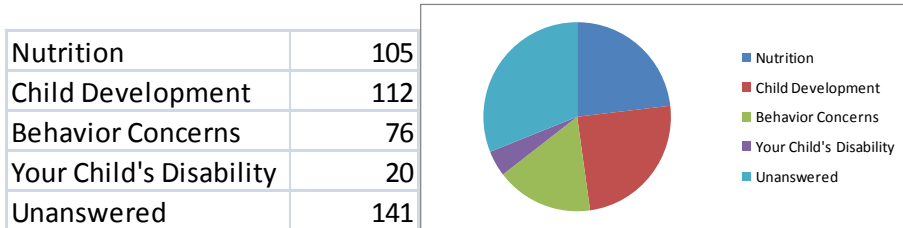
23% Nutrition

25% Child Development

17% Behavior Concerns

4% Your Child's Disability

31% Surveys Unanswered



*** Respondents were asked to choose two areas of support. Some respondents chose one and some did not answer the question.

2. In reference to the above question, how would you like to receive these supports?

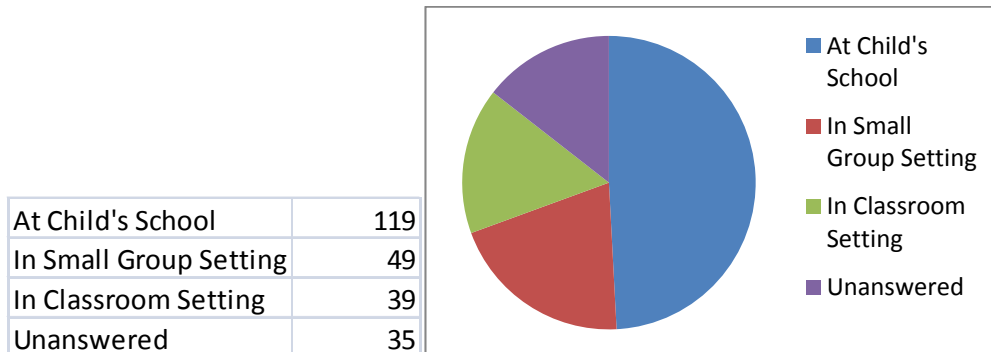
Totals are per survey. Of the two hundred forty two answers given:

A. One hundred nineteen would like to receive supports at school

B. Forty nine in a group setting

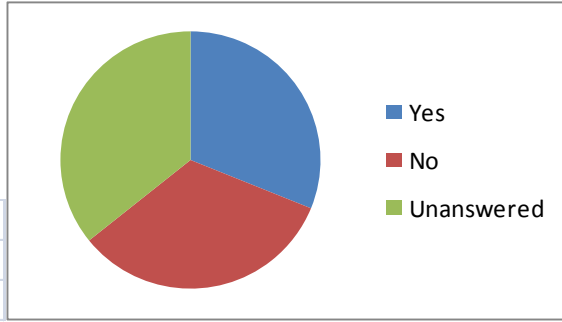
C. Thirty nine in a classroom setting

D. Thirty five did not answer



3. Do you feel that parenting supports are easy to access in Elbert County?
 Of the five hundred and sixty three children answered for in this question:
- A. One hundred seventy five said 'Yes'
 - B. One hundred eighty seven said 'No'
 - C. Two hundred and one did not answer

Yes	175
No	187
Unanswered	201



4. How would you like to receive the information?
 Of the four hundred and eleven responses given:
- A. Ninety one would like email.
 - B. Thirty eight would use a website.
 - C. Seventy seven would like to receive mail.
 - D. One hundred and five would like child's newsletter
 - E. Eight would like to receive information in the newspaper and
 - F. Ninety two did not answer

Email	91
Website	38
Mail	77
Child's School Newslet	105
Newspaper	8
Unanswered	92

