

**Elbert County Early Childhood
Needs Assessment
December 2010**

General Health Questions

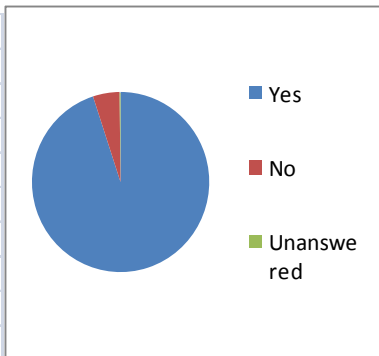
- 1. Please rate the overall health of your child(ren). The majority of parents in Elbert County feel that their child is either in excellent or very good health. Answers are based on the total number of children accounted for in the survey.**

| | |
|-----------|----------|
| Total | |
| Excellent | 308 |
| Very Good | 209 |
| Good | 44 |
| Fair | 0 |
| Poor | 2 |
| | 563 |
| | |
| Excellent | 0.547069 |
| Very Good | 0.371226 |
| Good | 0.078153 |
| Fair | 0 |
| Poor | 0.003552 |

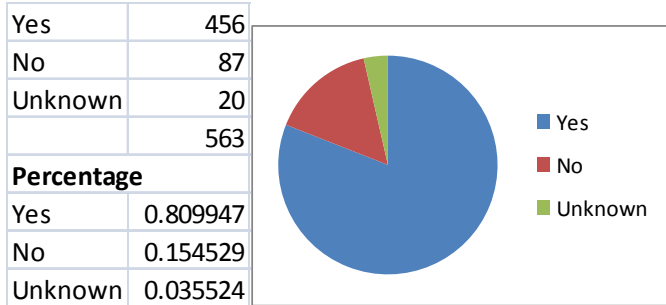


- 2. Does your child(ren) have a regular physician? Answers are based on the total number of children accounted for in the survey.**

| | |
|--------------|----------|
| Total | |
| Yes | 535 |
| No | 27 |
| Unanswered | 1 |
| Total | 563 |
| | |
| Yes | 0.950266 |
| No | 0.047957 |
| Unanswered | 0.001776 |



3. Does your Physician have a questionnaire about milestones that should be reached by your child(ren) at certain stages? This questionnaire may be called the ASQ or Ages and Stages Questionnaire. Answers are based on the total number of children accounted for in the survey.

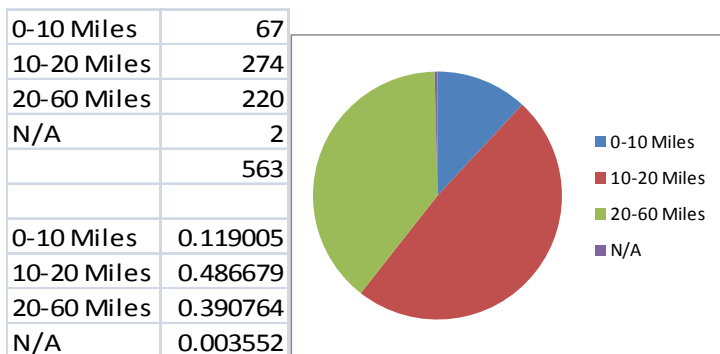


4. What doctor's office does your child(ren) go to? Doctors listed that had the response of 'no' to Ages and Stages Questionnaire in question 3.

| | | |
|----------------------------|--------------------------|---------------------------------------|
| High Plains Medical Center | Plains Mecical Center | Elizabeth Family Health or Kiowa Clin |
| Dr Jean Bouquet | Strasburg Plains Medical | Lone Tree |
| Dr Claire Schimke | | Greenwood Peds |
| Dr Colander | | Parker Peds |
| Parker Pediatrics | | Dr Stage |
| Hilltop Family Physicians | | Elizabeth Health |
| | | Kaiser - Parker |
| | | Dr Amilda Heckman |
| | | Partners in Pediatrics |
| | | Pediatric Pathways |
| | | Evergreen Urgent Care |
| | | Hilltop Family Physicians |

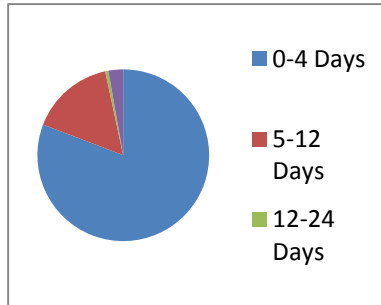
| | | | | |
|--------------------|--------------------|------------------|-------------------------|-------------------|
| Elizabeth Family | Eastern Plains Med | Kiowa Clinic | Hilltop | Arapahoe Park Pei |
| Parker Peds | Peak Vista | Arapahoe Peds | Advanced Peds Parker | Parker Peds & Adc |
| Littleton Peds | PMC | High Plains Med | Elizabeth Family Health | Perry Street Peds |
| Eastern Plains Med | Plains Med Center | Elizabeth Family | Parker Peds | |
| Castle Rock Peds | | Dr Phillip Lewis | Hilltop | |
| | | Parker Peds | Parker Kaiser | |

5. How far do you have to travel to see a provider? Answers are based on the total number of children accounted for in the survey.



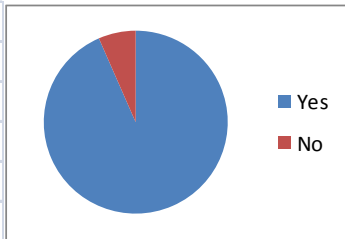
6. How many days of work per year are missed due to your child(ren) being ill? Data based on number of surveys as the question is asked for total children in a family.

| | |
|------------|----------|
| 0-4 Days | 262 |
| 5-12 Days | 53 |
| 12-24 Days | 2 |
| N/A | 9 |
| | 326 |
| 0-4 Days | 0.803681 |
| 5-12 Days | 0.162577 |
| 12-24 Days | 0.006135 |
| N/A | 0.027607 |



7. Does your child(ren) receive recommended well child checks? Answers are based on the total number of children accounted for in the survey.

| | |
|-----|----------|
| Yes | 526 |
| No | 37 |
| | 563 |
| Yes | 0.934281 |
| No | 0.065719 |

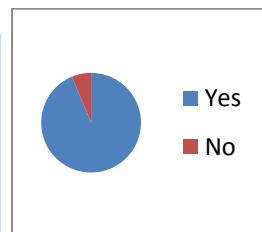


8. If your child(ren) does not receive recommended well child checks, what are the reasons? Data is based on those who answered 'no' to question #7.

| | |
|----------------------------|----|
| Total answered no. | 37 |
| | |
| Not Needed Annually | 18 |
| Difficulty Choosing a Dr | 2 |
| Cost | 14 |
| No Insurance | 3 |
| Unaware of Need for Annual | 0 |

9. Does your child(ren) receive recommended immunizations? Answers are based on the total number of children accounted for in the survey.

| | |
|-----|----------|
| Yes | 528 |
| No | 35 |
| | 563 |
| Yes | 0.937833 |
| No | 0.062167 |



16. Do you know where to sign up for Medicaid or CHP? Answers are based on the total number of children accounted for in the survey.

| | |
|------------|----------|
| Yes | 248 |
| No | 197 |
| Unanswered | 118 |
| Total | 563 |
| | |
| | |
| Yes | 0.440497 |
| No | 0.349911 |
| Unanswered | 0.209591 |

