

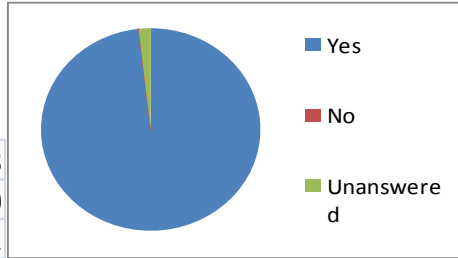
## Elbert County Early Childhood Needs Assessment December 2010

### Oral Health/Dental Questions

**1. Do you feel that dental care is important?**

Numbers are based on number of children in surveys.

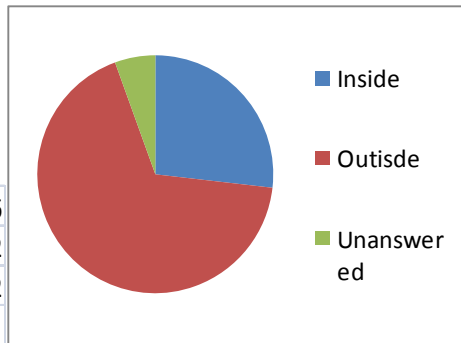
Yes	553	0.982238
No	0	0
Unanswered	10	0.017762



**2. Does your child(ren) get dental inside or outside the county?**

Numbers are based on number of children in surveys.

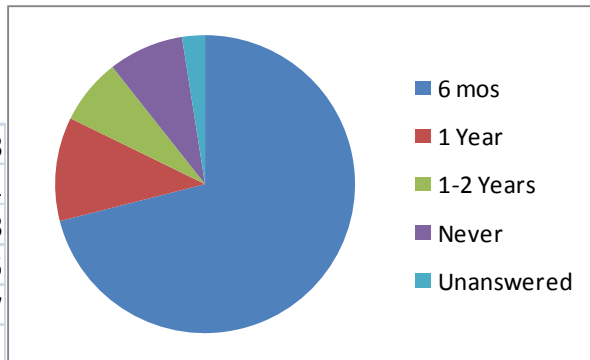
Inside	151	0.268206
Outside	381	0.676732
Unanswered	31	0.055062
Total	563	



**3. When was the last time your child(ren) saw a dentist?**

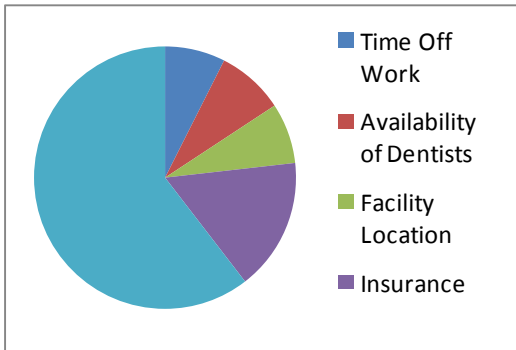
Numbers are based on number of children in surveys.

6 mos	400	0.71048
1 Year	63	0.111901
1-2 Years	40	0.071048
Never	46	0.081705
Unanswered	14	0.024867
Total	563	



**4. What are the barriers preventing you from taking your child(ren) to the dentist?**

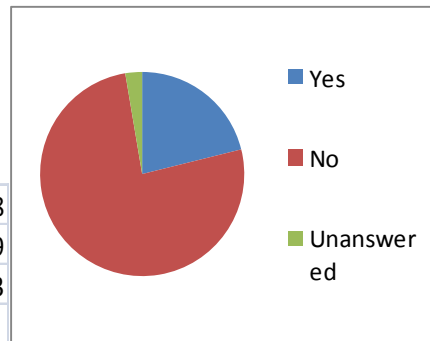
Results were based on the number of surveys as multiple answers were given in some cases.



**5. Does your child(ren) currently need dental work?**

Numbers are based on number of children in surveys.

Yes	119	0.211368
No	429	0.761989
Unanswered	15	0.026643
Total	563	



\*\*\* Cost should be included in barriers to dental care. A number of people wrote that in as an explanation.

\*\*\* Reword question number four to say either 'choose one' or qualify the question.