

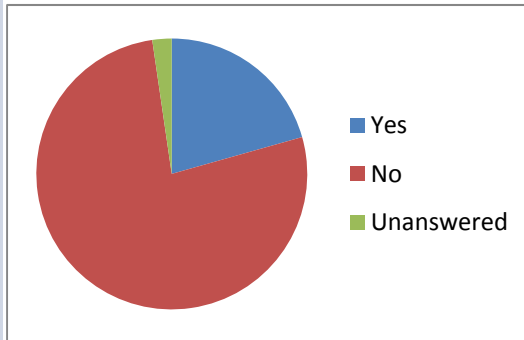
Elbert County Early Childhood Needs Assessment December 2010

Social/Emotional Questions

1. **Would your child(ren) benefit from some type of counseling or treatment for emotional, developmental or behavioral needs?**

The parents of 20.6% of the children felt that their child(ren) would benefit from counseling. Compared to total number of children in the survey.

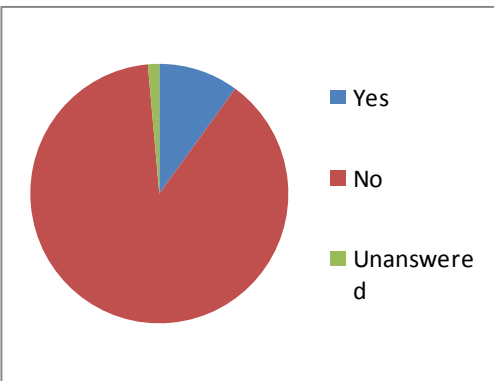
Yes	116
No	434
Unanswered	13
	563
	Percentages
Yes	0.206039076
No	0.770870337
Unanswered	0.023090586



2. **Have you been contacted within the past year by a school or care provider regarding behavioral or emotional problems your child(ren) may be having?**

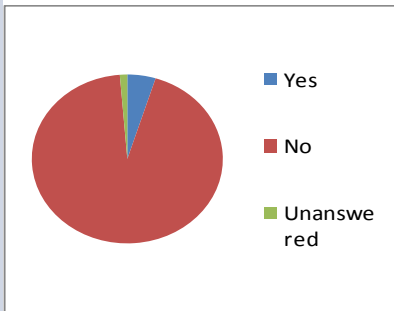
Compared to total number of children in the survey.

Yes	56
No	499
Unanswered	8
	563
	Percentages
Yes	0.09946714
No	0.886323268
Unanswered	0.014209591

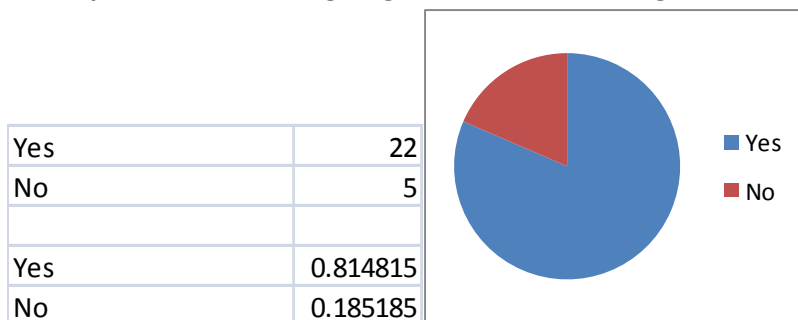


3. **Has your child(ren) ever been diagnosed by a doctor with a disabling emotional condition?**
Compared to total number of children in the survey.

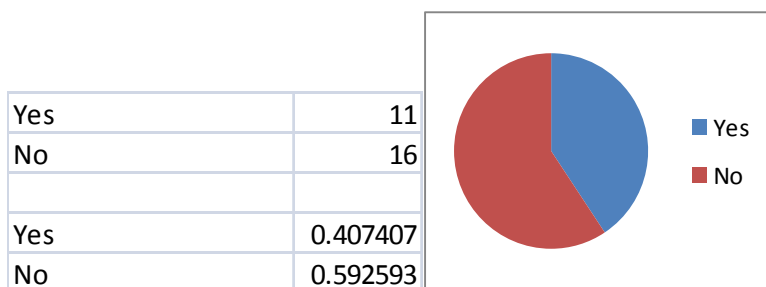
Yes	27
No	529
Unanswered	7
	563
Yes	0.047957
No	0.939609
Unanswered	0.012433



4. Does your child(ren) see a specialist or physician for the condition? Of the 27 children who had a 'yes' answer to being diagnosed with a disabling emotional condition in question 3.

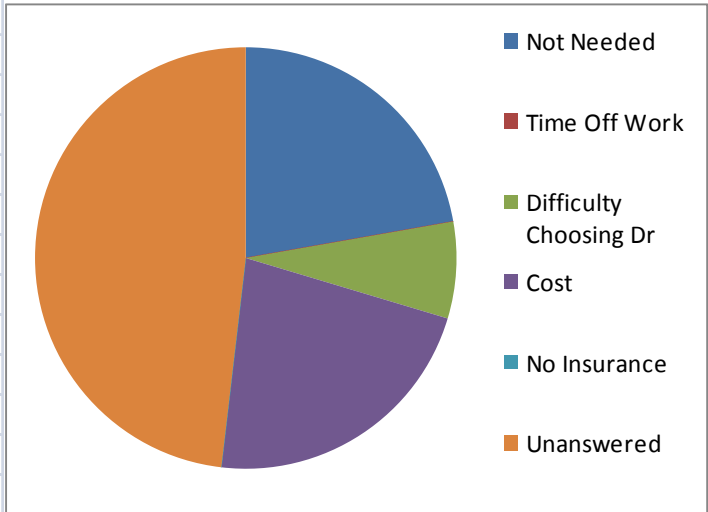


5. Does insurance or lack thereof limit treatment? Of the 27 children who had a 'yes' answer to being diagnosed with a disabling emotional condition in question 3, 11 do not receive treatment because of a lack of insurance.



6. Are there barriers preventing you from taking your child(ren) to a provider? Of the 27 children who had a 'yes' answer to being diagnosed with a disabling emotional condition in question 3. Of the twenty seven, the parent of six felt that it was not needed. None of the responding parents cited 'time off work' or 'no insurance' as a reason. For two of the children listed in the survey 'choosing a doctor' was a barrier to seeking treatment and for six 'cost' was cited. For thirteen of the children, no answer was given.

Not Needed	6
Time Off Work	0
Difficulty Choosing Dr	2
Cost	6
No Insurance	0
Unanswered	13
Not Needed	0.222222
Time Off Work	0
Difficulty Choosing Dr	0.074074
Cost	0.222222
No Insurance	0
Unanswered	0.481481



7. Would you benefit from assistance in coordinating health care services for your child(ren)?
 Graphs and numbers are based on total number of children in the survey. This question may be more appropriate in the general health portion of the survey. A large number of responses were given even when question three, an emotional diagnosed condition, was 'no'. Of the 563 children, 91 had 'yes' responses and 83 had no response. This may be due to the wording and location of the question.

Yes	91
No	389
Unanswered	83
	563
Yes	0.161634
No	0.690941
Unanswered	0.147425

